

OWL SERIES

ENGLISH

K1



ASTAR




Owl Series, English — Kindergarten 1

© PT ASTA Ilmu Sukses (member of mentari group)

First Published in April 2016
First Reprinted 2016
Second Reprinted 2017
Third Reprinted 2018
Fourth Reprinted 2019

ALL RIGHTS RESERVED. No part of this book may be reproduced or transmitted in any forms or by any means, electronically or mechanically, including photocopying, or by any form storages and retrieval systems, without a written permission from the Publisher.

Published by :
PT ASTA Ilmu Sukses
Rukan Sentra Niaga Puri Indah Blok T1 - 14
Jakarta Barat 11610, Indonesia.
Phone : (021) 310 2822 / (021) 912 66641
Fax : (021) 5890 0818
Email : contact@astailmu.com



PREFACE

The OWL series consists of three books, one book for each level of learning from Nursery to Kindergarten 2. OWL series books teach children the basic literacy skills they need during their pre-school years to prepare them for primary school.

This Kindergarten 1 book follows a thematic approach to language learning, so that words connected to certain topics are presented together. This makes it easier for children to remember the vocabulary, and to use it in phrases and short sentences. High-frequency vocabulary that is based on children's everyday language use was included to enhance recall and production.

The aims of the activities are clearly stated in detail at the bottom of every page, which follow standard developmental skills for pre-school children. An overview of these aims can be found in the Table of Contents.

The emphasis of this book is to move from single letter recognition to word recognition. They should be able to sight-read common 3 and 4 letter words by the end of this book, and try to sound out words they don't know. They should also have developed a core vocabulary of around 200 words, and be able to produce phrases and short sentences.

1 At School	6
<ul style="list-style-type: none"> ○ Identify classroom objects ○ Identify and use colours ○ Identify feelings 	<ul style="list-style-type: none"> ○ Practise simple sentences: "My ... is ..." / "I have..." / "This is my..." ○ Match words and pictures ○ Complete simple sentences
2 Myself	16
<ul style="list-style-type: none"> ○ Review parts of the face ○ Identify parts of the body ○ Identify and recognise common feelings ○ Practise simple sentences: "I am..." / "My name is..." / "I have..." 	<ul style="list-style-type: none"> ○ Match words and pictures ○ Complete simple sentences ○ Sentence comprehension
3 My Relatives	26
<ul style="list-style-type: none"> ○ Review the names of family members ○ Identify the names of relatives ○ Use adjectives to describe people ○ Identify common actions ○ Practise simple sentences: "This is my ..." / "She is a ..." / "We go to ..." 	<ul style="list-style-type: none"> ○ Match words and pictures ○ Complete simple sentences ○ Word order ○ Picture-sentence comprehension
4 My Home	35
<ul style="list-style-type: none"> ○ Identify house parts, rooms and objects ○ Read and follow colouring instructions ○ Classify objects ○ Use simple adjective ○ Use prepositions 	<ul style="list-style-type: none"> ○ Practise simple sentences: "The ... is ..." / "I ... with ..." ○ Write names of objects ○ Word order ○ Complete simple sentences ○ Picture-sentence comprehension
5 Food & Drink	46
<ul style="list-style-type: none"> ○ Identify and name common food and drinks ○ Classify objects ○ Practise simple sentences: "I like..." / "I do not like..." / "Father is eating..." / "Aunt is drinking..." 	<ul style="list-style-type: none"> ○ Match words and pictures ○ Complete simple sentences ○ Picture-sentence comprehension ○ Follow numbers letters in sequence

6 Accessories	56
<ul style="list-style-type: none"> ○ Identify clothes & common accessories ○ Review and use colours ○ Practise simple sentences: "I am wearing ..." ○ Match pictures with something in common 	<ul style="list-style-type: none"> ○ Complete simple sentences ○ Identify and write correct spelling ○ Picture-sentence comprehension ○ Word order
7 On The Farm	63
<ul style="list-style-type: none"> ○ Identify animals on the farm & describe their appearance ○ Use adjectives to describe animals ○ Use prepositions ○ Practise simple sentences: "This is a..." / "A ... has ..." 	<ul style="list-style-type: none"> ○ Match pictures with something in common ○ Picture-sentence comprehension ○ Complete simple sentences ○ Identify correct sequence of letters
8 At The Park	69
<ul style="list-style-type: none"> ○ Identify and name geographical features of a park ○ Identify actions that can be done in a park ○ Practise simple sentences: "She is..." / "I can..." 	<ul style="list-style-type: none"> ○ Match words and pictures ○ Complete simple sentences ○ Identify beginning letters ○ Picture-sentence comprehension
9 Toys	77
<ul style="list-style-type: none"> ○ Identify and name common toys, shapes and actions ○ Use prepositions ○ Practise simple sentences: "I have..." / "She is playing..." 	<ul style="list-style-type: none"> ○ Complete simple sentences ○ Word order ○ Picture-sentence comprehension
10 Around Town	85
<ul style="list-style-type: none"> ○ Identify names of common places, things you can find at the places, and who works there ○ Identify names of transport and adjectives to describe them ○ Practise simple sentences: "I can see..." / "I ride..." / "There is ..." / "I am going to ..." 	<ul style="list-style-type: none"> ○ Match pictures with something in common ○ Complete simple sentences ○ Picture-sentence comprehension ○ Word order ○ Sequence a story



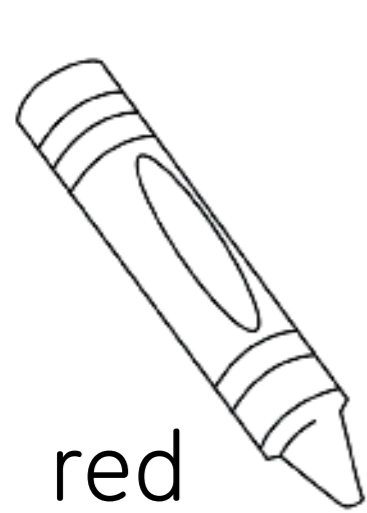


1

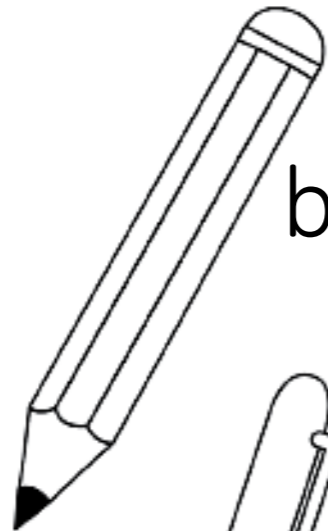
AT SCHOOL



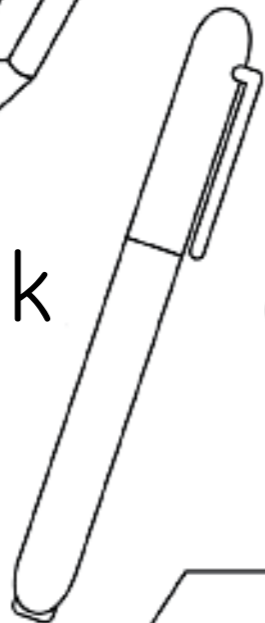
Colour the classroom objects.




red




blue



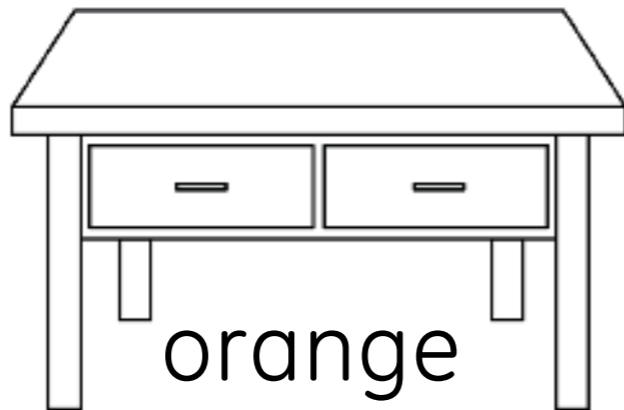
pink



green



grey



orange

Learning Objectives:

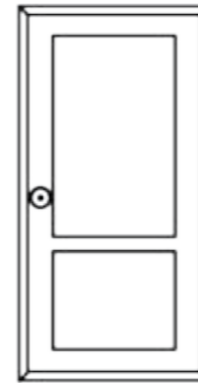
- Identify classroom objects.
- Recognise names of colours.
- Practise using various colours.

AT SCHOOL



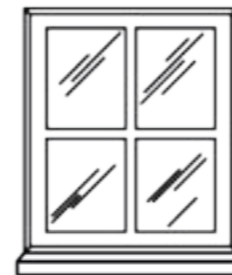
Draw lines to match the names of the classroom objects to their pictures. Read the colour words and colour the pictures correctly.

black



window

red



globe

yellow

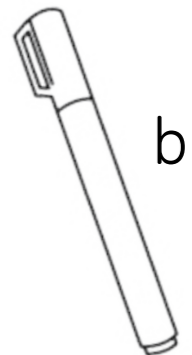


scissors

marker



green



brown



blue

Learning Objectives:

- Identify classroom objects by matching words and pictures.
- Recognise names of colours.
- Practise using various colours.

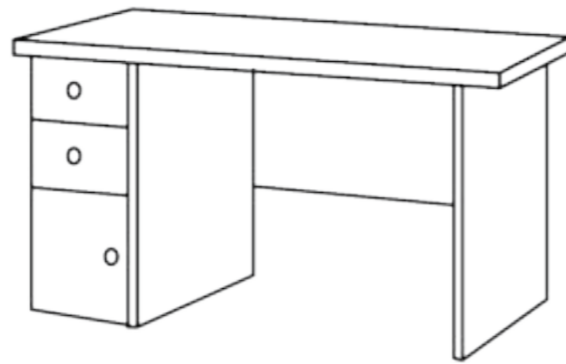
AT SCHOOL



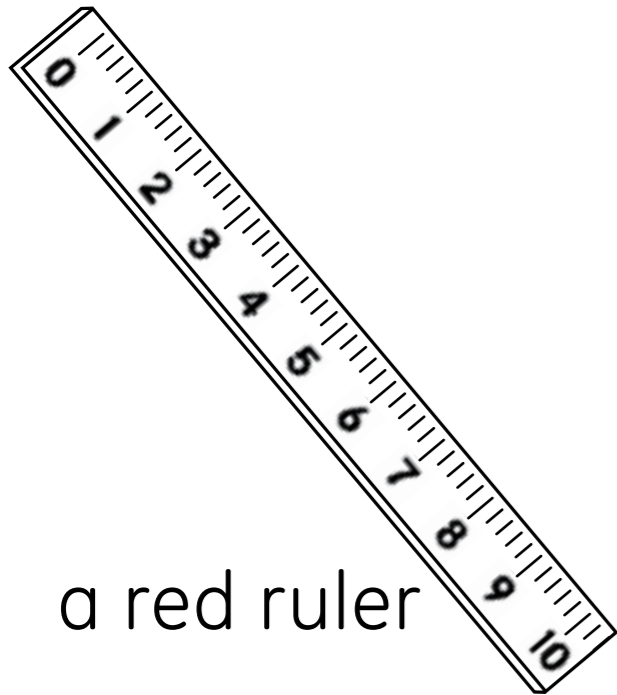
Read the words. Colour the pictures.



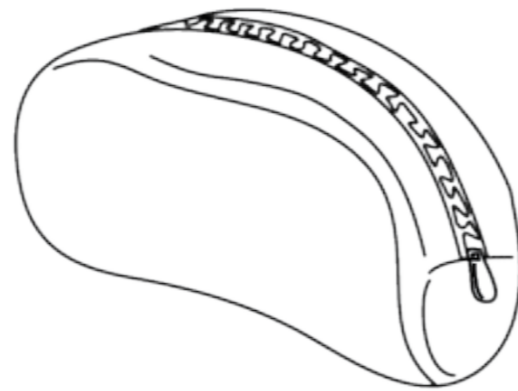
a blue bag



a brown table



a red ruler



a purple pencil case

Learning Objectives:

- Repeat short phrases (said by teacher/parent).
- Recognise classroom objects and colours.
- Colour objects correctly.

AT SCHOOL



Draw a line to match the words to the pictures. Colour the pictures correctly.



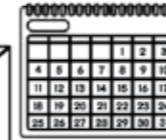
blue locker




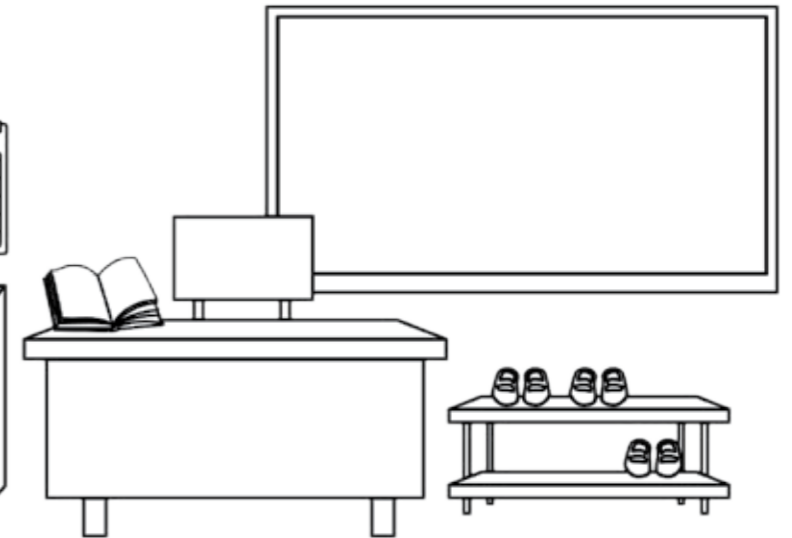
green diary



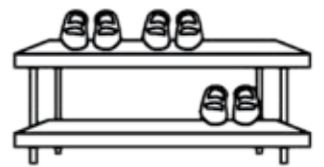
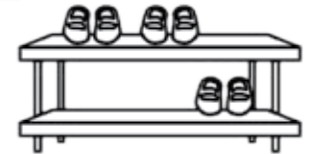
orange clock



purple book case



brown calendar




red shoe rack

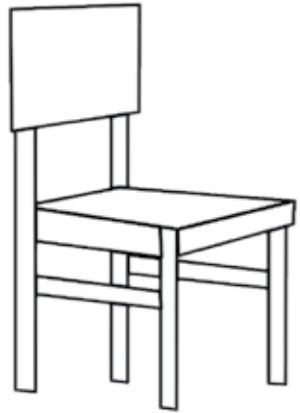
Learning Objectives:

- Identify classroom objects by matching words and pictures.
- Recognise names of colours.
- Colour objects correctly.

AT SCHOOL

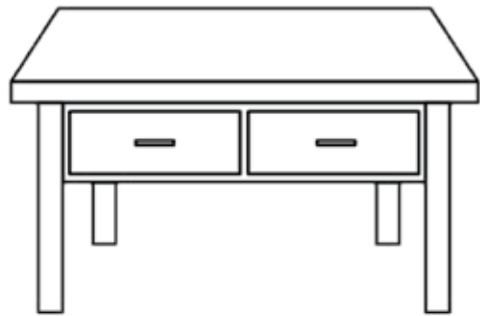


 Colour the pictures. Write the colour to complete the sentences.



My chair is

_____.



My table is

_____.



My bag is


_____.

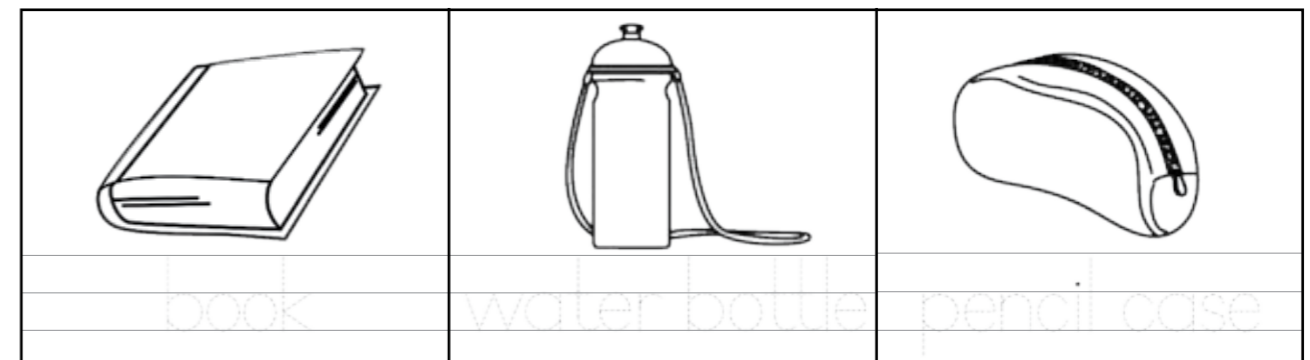
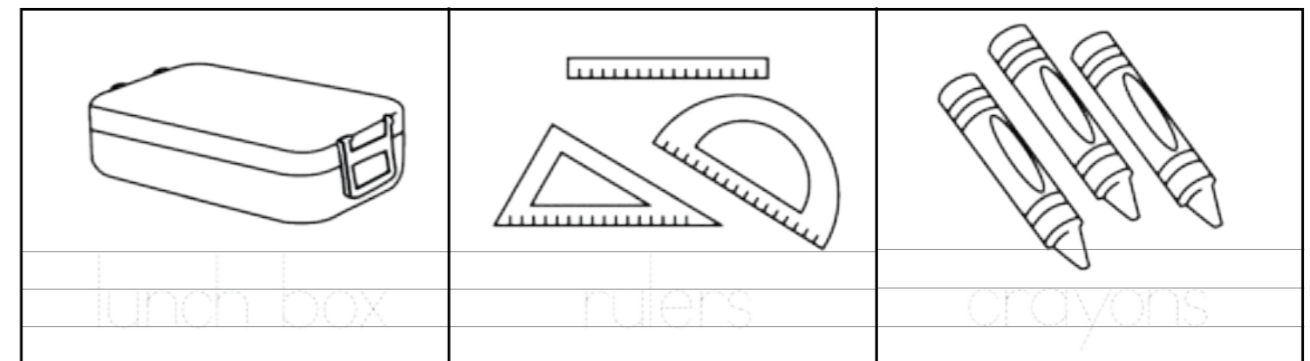
Learning Objectives:

- Recognise classroom objects.
- Complete sentences by writing a colour.
- Colour objects according to the completed sentences.

AT SCHOOL



 Trace the words and colour the objects you have in your bag.





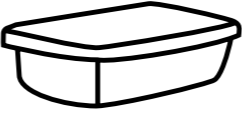

Learning Objectives:

- Identify classroom objects.
- Recognise and colour which objects are in his/her bag.
- Practise writing formation skills by tracing words.

AT SCHOOL



Read and colour the objects correctly.

I have a grey calculator.	
I have a green water bottle.	
I have an orange lunch box.	
I have a yellow diary.	

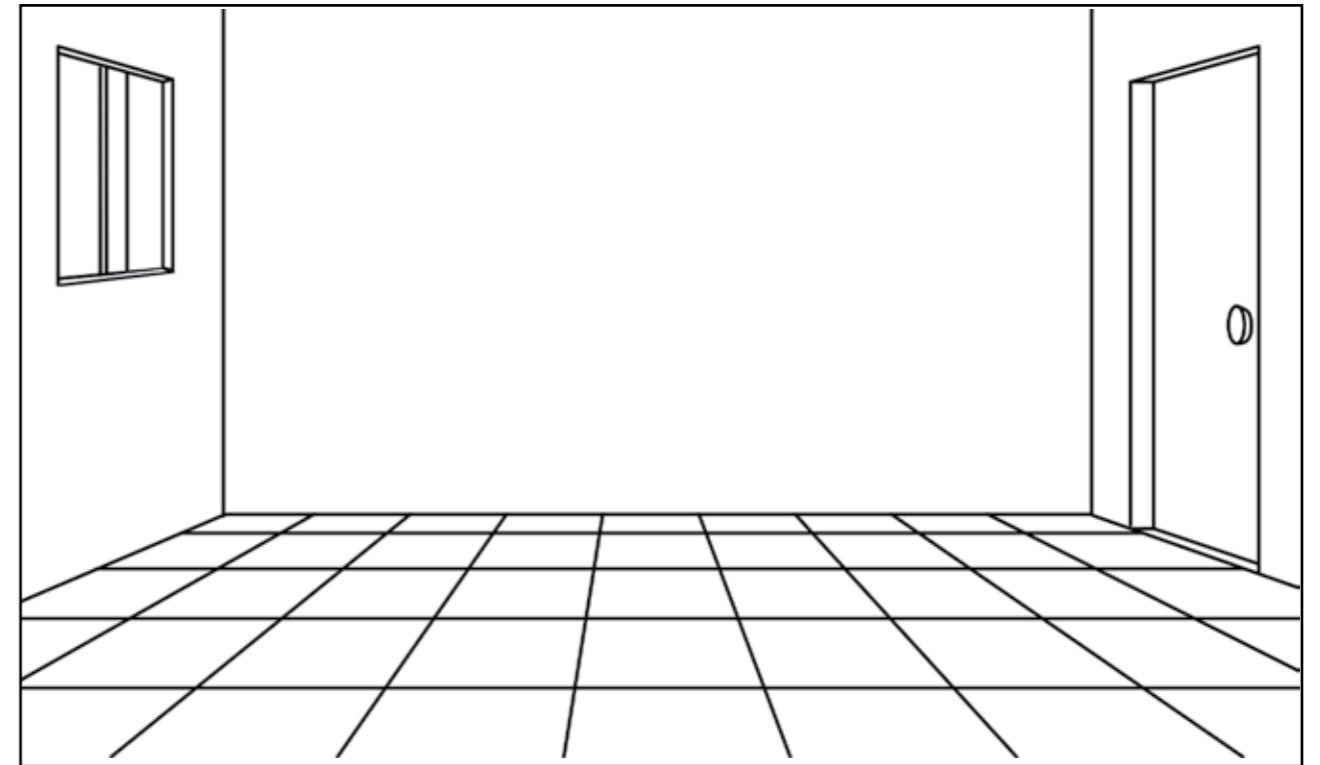
Learning Objectives:

- Recognise classroom objects.
- Recognise colour words and colour objects correctly.

AT SCHOOL



Draw and colour your classroom.



Trace and write the sentences.

This is my classroom.

This is my classroom.

Learning Objectives:

- Recognise and draw classroom objects.
- Practise writing formation skills by tracing sentences.


AT SCHOOL



What do they have? Circle the object to complete the sentences.

She has a

- globe
- ruler



He has a

- bag
- calculator



She has

- crayon
- glue



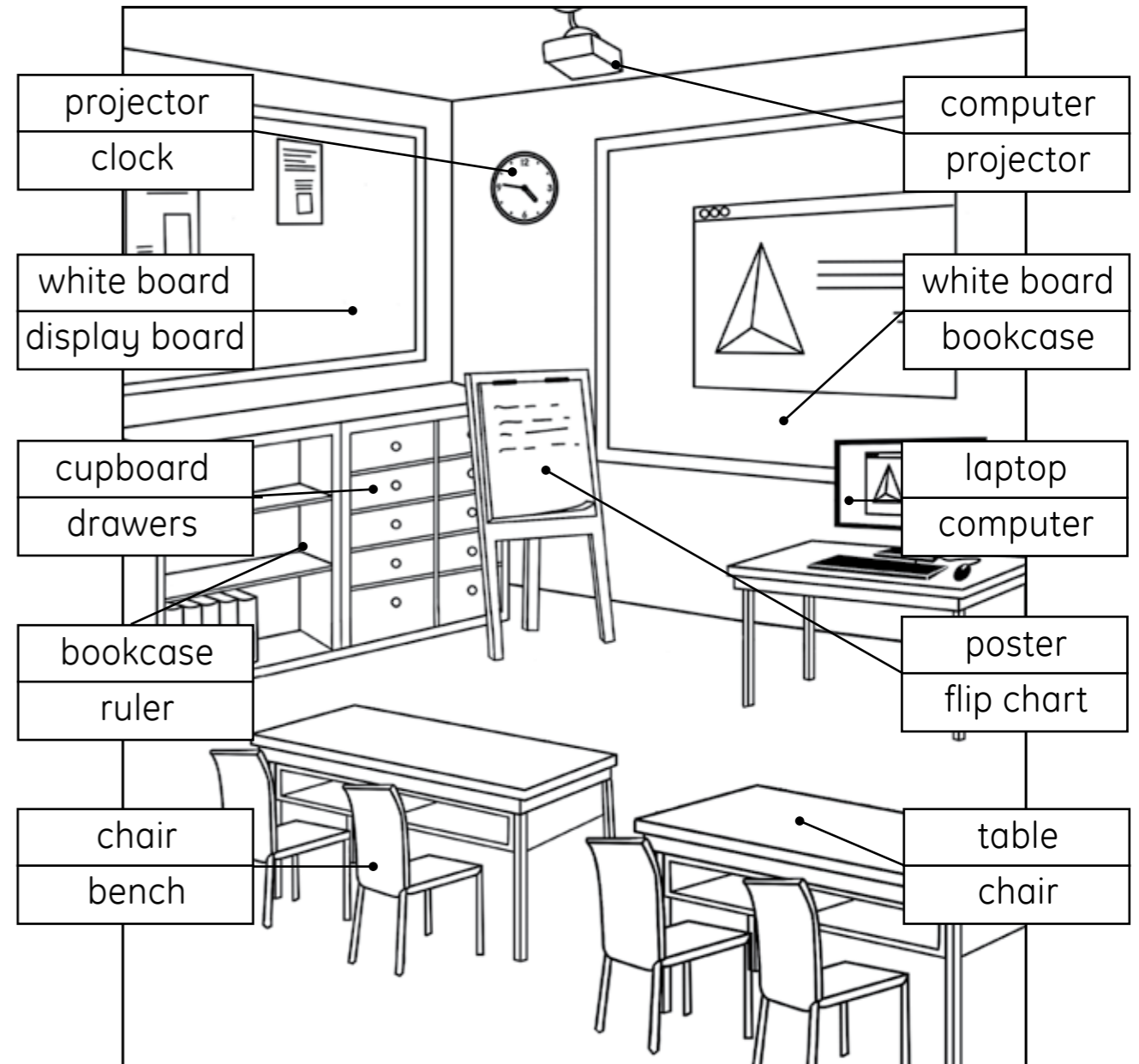
Learning Objectives:

- Identify the correct words to complete the sentences.
- Practise using sentences with "He/She has..."

AT SCHOOL



Circle the correct word.



Learning Objective:

- Identify classroom objects and their names.